



**NEW
DIESEL
MODELS**

Engine Driven Trash Pumps

- ▶ **Cast Iron or Cast Aluminum Construction**
- ▶ **Viton®/Silicon Carbide Mechanical Seal and Buna-N O-Ring**
- ▶ **1.5", 2", 3" or 4" NPT Port Sizes**
- ▶ **Self-Priming up to 20 ft.**
- ▶ **Engine Options: Honda, Briggs & Stratton Gasoline or Yanmar Diesel**
- ▶ **Available in 3-1/2 to 16 HP Engines**
- ▶ **Pumps Include Heavy Duty Base or Roll Frame**
- ▶ **Solids Handling up to 2" Diameter**
- ▶ **3" & 4" Include Front Cleanout**



2" Pump with Wheel Kit



3" Engine Driven Trash Pump

The AMT line of Engine Driven Trash pumps is designed for applications which require high flow efficiency and solids handling capability. Pumps are constructed of heavy duty sand cast components featuring removable/replaceable Cast Iron volutes, impellers and wearplates. Simple cleanout design permits easy removal of trash and debris without disconnecting hoses. Pumps are available with side valve or overhead valve engines from various engine manufacturers. An electric start option is available on many models.

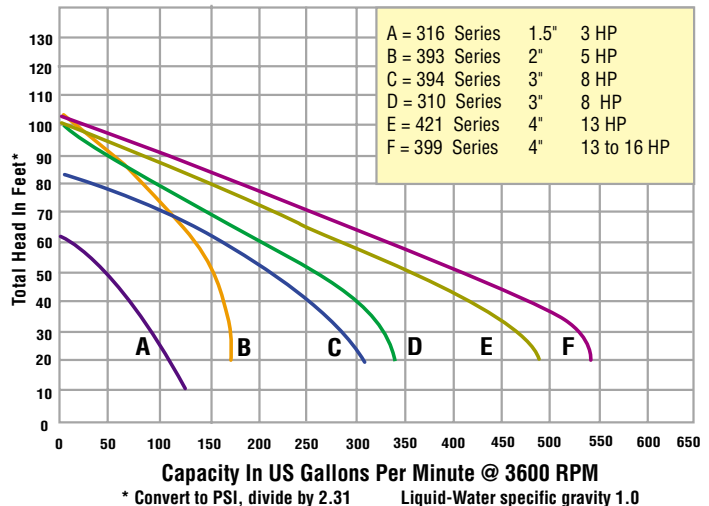
AMT Engine Driven Trash pumps are reliable, cost effective and low maintenance. Many are readily available "Off-the-Shelf" for fast 24 hour shipment. For use with non-flammable liquids which are compatible with pump component materials.

INDUSTRIAL DUTY



4" Engine Driven Trash Pump


Performance of Engine Driven Trash Pumps



Standard Features

- Two NPT Pipe Nipples
- Viton®/Silicon Carbide Mechanical Seal
- Buna-N O-Ring Casing Seal
- Self-priming to 20 ft. with Built In Buna Check Valve
- Stainless Steel Shaft Sleeve
- Steel Suction Strainer Included
- Cast Iron Replaceable Volute/Wearplate & Impeller
- Maximum Temperature 180° F
- Maximum Working Pressure 60 PSI
- 1.5", 2" & 3" Models Include Steel Roll Frame
- 4" Models Include Wheel Kit and Base Rails
- Vanguard and Honda Engines are Overhead Valve (OHV) Designs with Low Oil Alert and Briggs & Stratton 1350 Series Engine with Oil Alert and High Oil Fill


1.5" & 2" Trash Pumps



Model#	Curve	Ports	Driver	Seal	Ship Wt. lbs.	Run Time	Tank size
316T-95	A	1.5" NPT	B&S 525	Viton®/SIC	76	180 min.	3 qt.
3930-95	B	2" NPT	B&S CP650*	Viton®/SIC	110	120 min.	4qt.
3932-95	B	2" NPT	Honda GX160*	Viton®/SIC	104	100 min.	3.8 qt.
3930-D5	B	2" NPT	Yanmar Diesel L48	Viton®/SIC	125	110 min.	2.6 qt.

Max. Diameter Solids Handling Capability: 1.5" Model = 3/4"; 2" Models = 1"
Cast Iron Construction

3" Trash Pumps




Model#	Curve	Ports	Driver	Seal	Ship Wt. lbs.	Run Time	Tank size
3941-96	C	3" NPT	B&S 1350 Series*	Viton®/SIC	143	90 min.	4 qt.
3943-96	C	3" NPT	Honda GX270*	Viton®/SIC	158	100 min.	6.4 qt.
3944-96	C	3" NPT	Honda GX270*++	Viton®/SIC	185	100 min.	6.4 qt.
3942-D6	C	3" NPT	Yanmar Diesel L100++	Viton®/SIC	205	110 min.	6 qt.

Maximum Diameter Solids Handling Capability: 1.5" Diameter
Aluminum w/ Cast Iron Wearparts Construction

3" Premium Trash Pumps

features additional cleanout covers for heavy debris applications




Model#	Curve	Ports	Driver	Seal	Ship Wt. lbs.	Run Time	Tank size
3100-96	D	3" NPT	B&S 1350 Series*	Viton®/SIC	151	90 min.	4 qt.
3103-96	D	3" NPT	Honda GX270*	Viton®/SIC	107	100 min.	6.4 qt.
3104-96	D	3" NPT	Honda GX270*++	Viton®/SIC	126	100 min.	6.4 qt.
3102-D6	D	3" NPT	Yanmar Diesel L100++	Viton®/SIC	137	100 min.	6 qt.

Maximum Diameter Solids Handling Capability: 1.5" Diameter
Aluminum w/ Cast Iron Wearparts Construction


Optional Wheel Kits

for frame mounted pumps



Model#	Features	Ship Wt.
A734-90	Includes 10" semi-pneumatic tires on steel wheels with cast iron clamps and steel handle for universal mounting to frame.	26 lbs.
A735-90	Includes 16" pneumatic tires on steel wheels with cast iron clamps and steel handle for universal mounting to frame.	29 lbs.

4" Trash Pumps

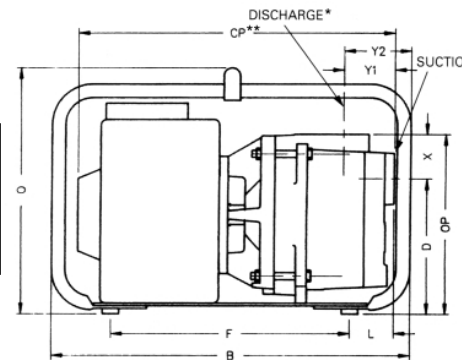


Model#	Curve	Ports	Driver	Seal	Ship Wt. lbs.	Run Time	Tank size
4210-96	E	4" NPT	B&S Vanguard OHV13*	Viton®/SIC	238	90 min.	6.4 qt.
3993-96	F	4" NPT	B&S Vanguard OHV16*++	Viton®/SIC	294	100 min.	9 qt.
3994-96	F	4" NPT	Honda GX390*++	Viton®/SIC	299	80 min.	6.9 qt.
3993-D6	F	4" NPT	Yanmar Diesel L100++	Viton®/SIC	320	100 min.	6 qt.

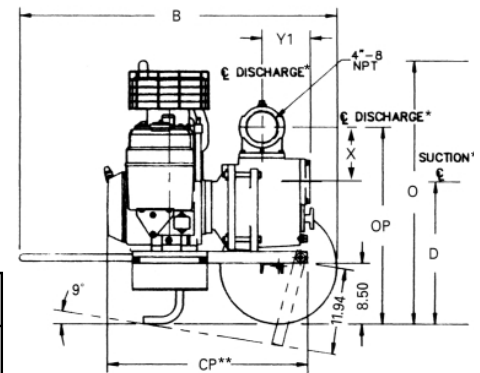
Maximum Diameter Solids Handling Capability: 2" Diameter
Aluminum w/ Cast Iron Wearparts Construction

* Oil Alert Included

++12V DC Electric Start (battery not included)



1 1/2" 2" & 3" Models



4" Models

Pump Dimensional Data

(*) Standard NPT (female) pipe thread.

(**) This dimension may vary due to engine manufacturer's specifications.

NOTE: Dimensions have a tolerance of ±1/8".

MODEL#	WIDTH	B	CP**	D	F	L	O	OP	X	Y1	Y2
316 Series	15.5	19.0	17.5	6.8	8.5	4.5	16.0	9.5	2.6	3.2	4.6
393 Series	19.5	24.3	19.0	8.5	9.3	6.0	20.0	11.5	3.0	3.5	5.3
394 Series	21.3	27.3	25.5	11.0	13.3	6.0	23.8	14.5	3.5	5.0	6.0
310 Series	21.3	27.3	20.1	11.6	13.3	6.0	23.8	13.6	2.0	8.3	11.3
421 Series	37.5	44.5	27.4	19.6	N/A	N/A	36.3	27.5	7.8	6.5	N/A
399 Series	37.5	44.5	27.4	19.6	N/A	N/A	36.3	27.5	7.8	6.5	N/A

See price book page 5

The Gorman-Rupp Company reserves the right to discontinue any model or change specifications at any time without incurring any obligation.

CP15-16 / 1006

