



Specialist for Pumping Technology

SHD Solid Handling Centrifugal Pump





Ruhrpumpen is an innovative and efficient centrifugal pump technology company and offers operators of Pump Systems, a wide range of quality products.

Ruhrpumpen is committed to global excellence with a complete range of Pumps, Fire Pump packages and related products, such as Decoking Systems and Tools to support the core markets, namely Oil & Gas, Petrochemical, Power, Heavy Industry applications, Mining and Water services.

The broad product line complies with the most demanding quality specifications and go beyond stringent industry standards such as API, ANSI, Hydraulic Institute, Underwriter's Laboratories, Factory Mutual and ISO 9001.

Ruhrpumpen's quality program and in-house foundry, along with the latest testing equipment, ensures that the pumps we manufacture will provide long operating life, even under the most severe conditions.

SHD Solids Handling Pump

Ruhrpumpen solids handling centrifugal pumps combine advanced engineering techniques and craftsmanship with low initial cost.

Our state-of-the-art, compact design provides the superior performance required to meet the widest possible range of service conditions encountered by industry and municipalities.

Ruhrpumpen offers a complete line of solids handling pumps for both horizontal and vertical applications.

These pumps are capable of pumping liquids with solids from 3" to 6" in diameter.

Applications include water, waste water, sewage, pulp and paper, mining, and many other industrial and municipal applications, in either single or parallel operation.



SHD

Horizontal position with pump and driver mounted on a common base and a flexible coupling

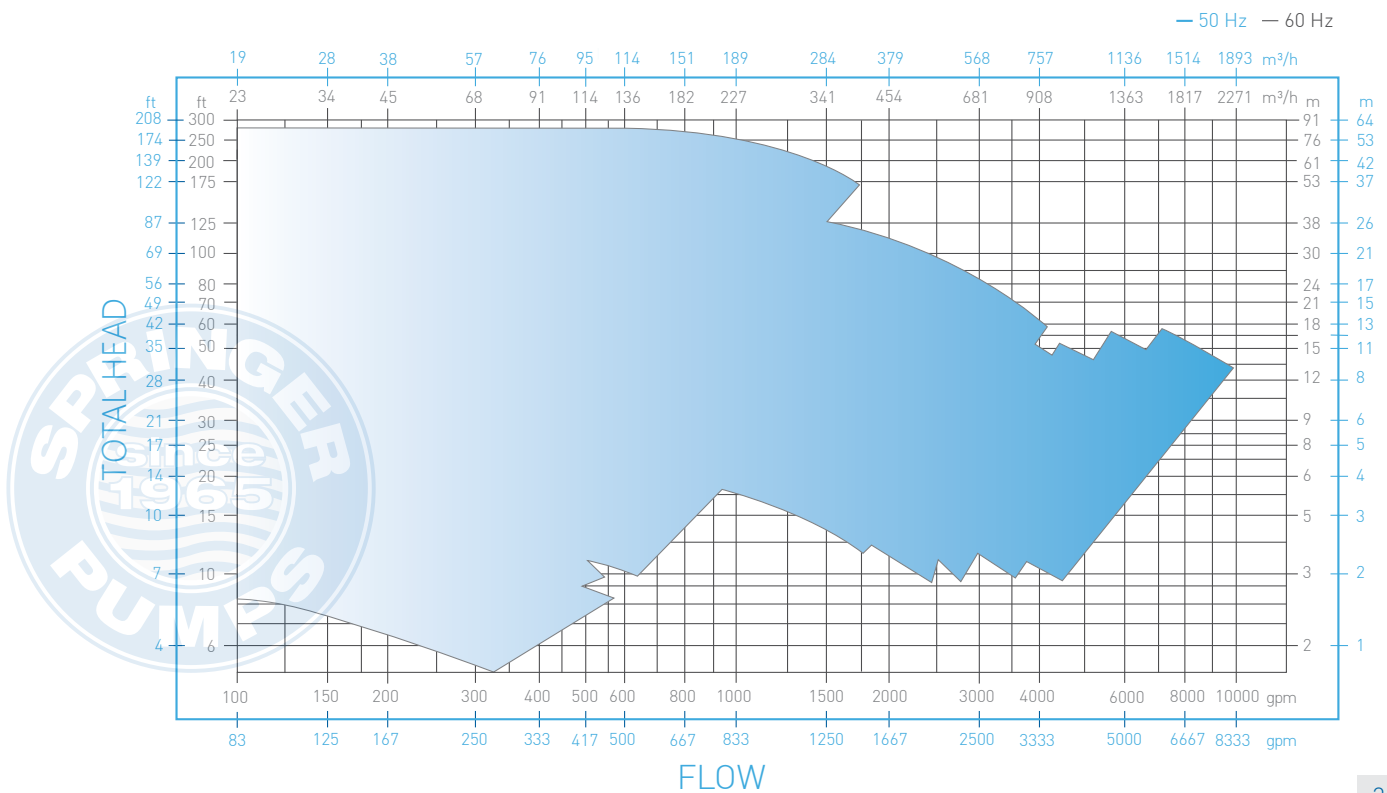


SHD

Vertical position driven with a standard vertical driver and a flexible coupling

Selection Chart

SHD / 2 Poles




Characteristics

- 3 WEARING RINGS**
Renewable type wearing rings are available for the impeller and suction cover, individually or as set. Easily replaced to provide inexpensive renewal of wearing parts and maintain maximum pump efficiency.

- 2 IMPELLER**
Fully enclosed, solids handling type, cast in one piece, machined, and balanced to the shaft. Includes pumping vanes on the back of the shroud to prevent accumulation of solids behind the impeller and to reduce pressure at the packing box cover. Impeller is keyed to the shaft and securely fastened with self-locking impeller screw.

- 6 STUFFING BOX**
Heavy, one-piece casting with rabbeted flange for positive alignment. Extra deep to include five rings of packing and lantern ring. Split gland provides easy access to the packing. May be grease lubricated or water sealed. Mechanical seals are available in lieu of standard packing as an optional extra.

- 9 MECHANICAL SEAL**
Double seal, sleeve mounted for external flush or by-pass lubrication.



- 1 CASING**
End suction volute design with large passageways to provide unobstructed flow of the pumped liquid.

- 5 SHAFT SLEEVE**
Renewable type shaft sleeve protects the shaft against corrosion and wear; extends through gland for maximum shaft protection. Sleeve is keyed to the shaft and locked in position by the impeller hub. Gasketed seal between sleeve and impeller hub prevents liquid entry under the sleeve.

- Images for general arrangement use only, not certified for construction.

8 BEARINGS


Grease lubricated precision ball bearings are extra large and thoroughly protected against dirt and moisture. Cartridge mounted double-row angular contact outboard bearing carries the radial load and any unbalanced thrust load. Inboard radial bearing is pressed on the shaft and floats axially in a precision-bored housing.

4 SHAFT

Made of high strength steel, precision ground and polished; of large shaft diameter and short bearing span for maximum loads with minimal deflection.

7 FRAME

One-piece high strength cast iron, the frame is precision-bored and machined with a registered fit to assure positive alignment of the rotating assembly.



Description

- End suction, one stage
- Vertical or horizontal mounting
- Clockwise rotation viewed from coupling end
- ANSI Flanged nozzles Class 125
- Enclosed, solid handling, non clog impeller, hydraulically balanced

Benefits

- Back pull-out
- Positive alignment
- Optimum efficiency
- Choice of rotation
- Other materials of construction available
- Packing or mechanical seal can be used
- Compact design
- Solids handling up to 6 inches in diameter

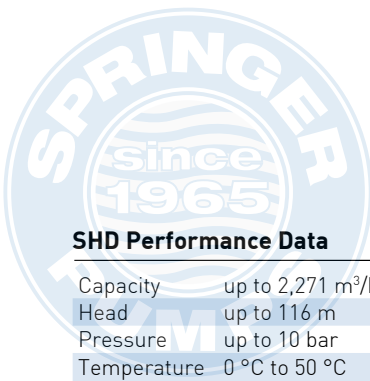
Applications

- Sanitary Wastes
- Industrial Wastes
- Treatment Wastes
- Storm Water
- Process Wastes
- Pollution Control
- Cannery Wastes
- Meat Process Wastes

SHD Performance Data

Capacity	up to 2,271 m ³ /h	10,000 U.S. gpm
Head	up to 116 m	380 ft
Pressure	up to 10 bar	150 psig
Temperature	0 °C to 50 °C	32 °F to 122 °F

For Pump operation outside this range, please contact a Ruhrpumpen representative.



Optional Features

- Vertical position driven through a universal joint type flexible drive shaft
- Horizontal position with pump and driver mounted on a common base and a flexible coupling
- Vertical position driven with a standard vertical driver and a flexible coupling
- Counterclockwise viewed from coupling end
- Different nozzles positions available – Top Horizontal, Top Vertical, centerline suction inlet
- Mechanical seal can be fitted if required
- Oil lubrication



Vertical Flexible Mounting

Horizontal Mounting



Vertical Mounting, Vertical Driver

Materials of Construction

SHD pump is available in the following materials:

- Cast Iron
- Bronze
- Steel
- 12% Chrome
- Stainless Steel





Other Ruhrpumpen Products

ANSI Horizontal Process Pump



CPP - Single Stage end suction horizontal centrifugal pump, enclosed impeller, radially split casing with flanged connections. Petrochemical, Oil & Gas, Steel Industry, Automotive, Food Processing, Power Generation, Pharmaceuticals, Water Treatment, General Process.

Vertical Turbine Pump



VTP - Multistage vertical centrifugal pump with diffuser type bowl, semi-open / enclosed impellers, cast iron bowls, counterclockwise rotation viewed from coupling end. Deep well and irrigation, cooling tower, sump, condensate, can pump requirements.

Vertical In-Line Pump Flexible Coupled Pump



IVP - Split-coupling, flanged suction and discharge on common centerline, up to 350 psi, fully enclosed, impeller with hydraulic balance which prevents vibration, radially splitcase. Fire Service, Air Conditioning Systems, Condensed Water, Ice Water, Service Water, Ocean Water, Building Water Supply Systems.

Sump Pump



VSP - Single Stage single suction vertical centrifugal pump, volute type case, flanged and threaded discharge, cast iron casing, flexible coupling. Sump Drainage, Flood Control, Air Wash Systems, Power Plants, Chemical Industry, Municipal Systems, Water Treatment, Process Plants, Sewage Lift Stations.

Submersible Sewage Pump



NE - Cast Iron body, multipurpose pump, double mechanical seal, discharge nozzle up to 6", semi-open impeller. General Industry, Commercial, Irrigation, Farming, Landscaping.

Horizontal Split Case Pump Single Stage



HSD - Single stage double suction horizontal centrifugal pump, foot mounted, oil or grease lubricated bearings. Dewatering, Mining, Water, Fire service, Cooling Towers, Municipal, Oil Process, Petrochemical, Sugar Industry, Paper Industry, Pipeline, Power Generation.












Specialist for Pumping Technology

Ruhrpumpen Plants

International service and support



-  USA, TULSA & ORLAND
-  MEXICO, MONTERREY
-  BRAZIL, RIO DE JANEIRO
-  ARGENTINA, BUENOS AIRES
-  GERMANY, WITTEN
-  EGYPT, SUEZ
-  INDIA, CHENNAI
-  CHINA, CHANGZHOU

RP-BR-SHD-EN-V01-131002

Represented by:

Double click to enter contact details.



October.13



Tel: 866-777-6060
Fax: 866-777-6383

Springer Pumps, LLC

Website: <http://www.springerpumps.com>
Int'l: +001 267 404 2910